



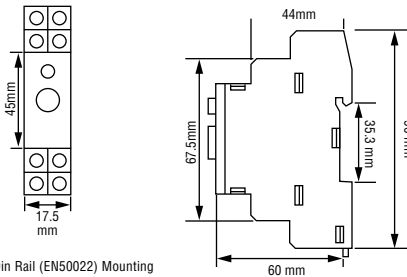
Single Mode Timer

- On Delay
- 10 Time Ranges
- Front knobs for Time Range & Time Scale
- Slim, Space Saving Design
- DIN Rail Mount

SPECIFICATIONS

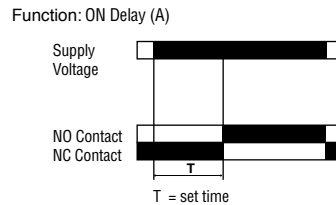
ACCURACY	Setting: $\pm 5\%$ of F.S. Repeat: $\pm 0.5\%$ (F.S. = Full Scale)
RESET	Reset time < 100 msec
OUTPUT CONTACT	SPDT (1 C/O)
CONTACT RATING	NO/5A, NC/3A @ 250V AC
MODES	On delay (A)
TIME RANGES	0.1 - 1 sec, 0.3 - 3 sec, 1-10 sec, 3-30 sec 0.1-1 min, 0.3-3 min, 1-10 min, 3-30 min 0.1-1 hr, 0.3-3 hr
SUPPLY	110V AC : (50 or 60 Hz)
POWER CONSUMPTION	4.0 VA
TEMPERATURE	Operating: 0 to 50°C (32 to 122°F) Storage: -20 to 75°C (-4 to 167°F)
HUMIDITY (NON-CONDENSING)	95% RH
WEIGHT	2.151 oz.
PROTECTION LEVEL	NEMA 12

DIMENSIONS (MILLIMETERS)

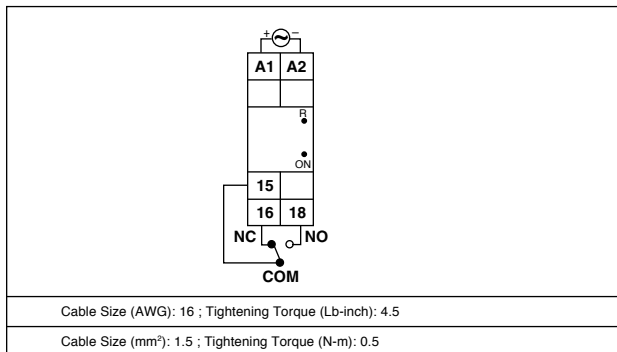


Symmetrical 35mm Din Rail (EN50022) Mounting

TIMING DIAGRAM



TERMINAL CONNECTIONS



ORDERING INFORMATION

PART NO.	SUPPLY VOLTAGE
175SO-110	110V AC

CONNECTRIC SYSTEMS INC.

28-207 Edgeley Blvd., Concord, Ontario, L4K 4B5
 Ph: 905-669-0080 Fax: 905-669-0082
 www.connectric.com info@connectric.com